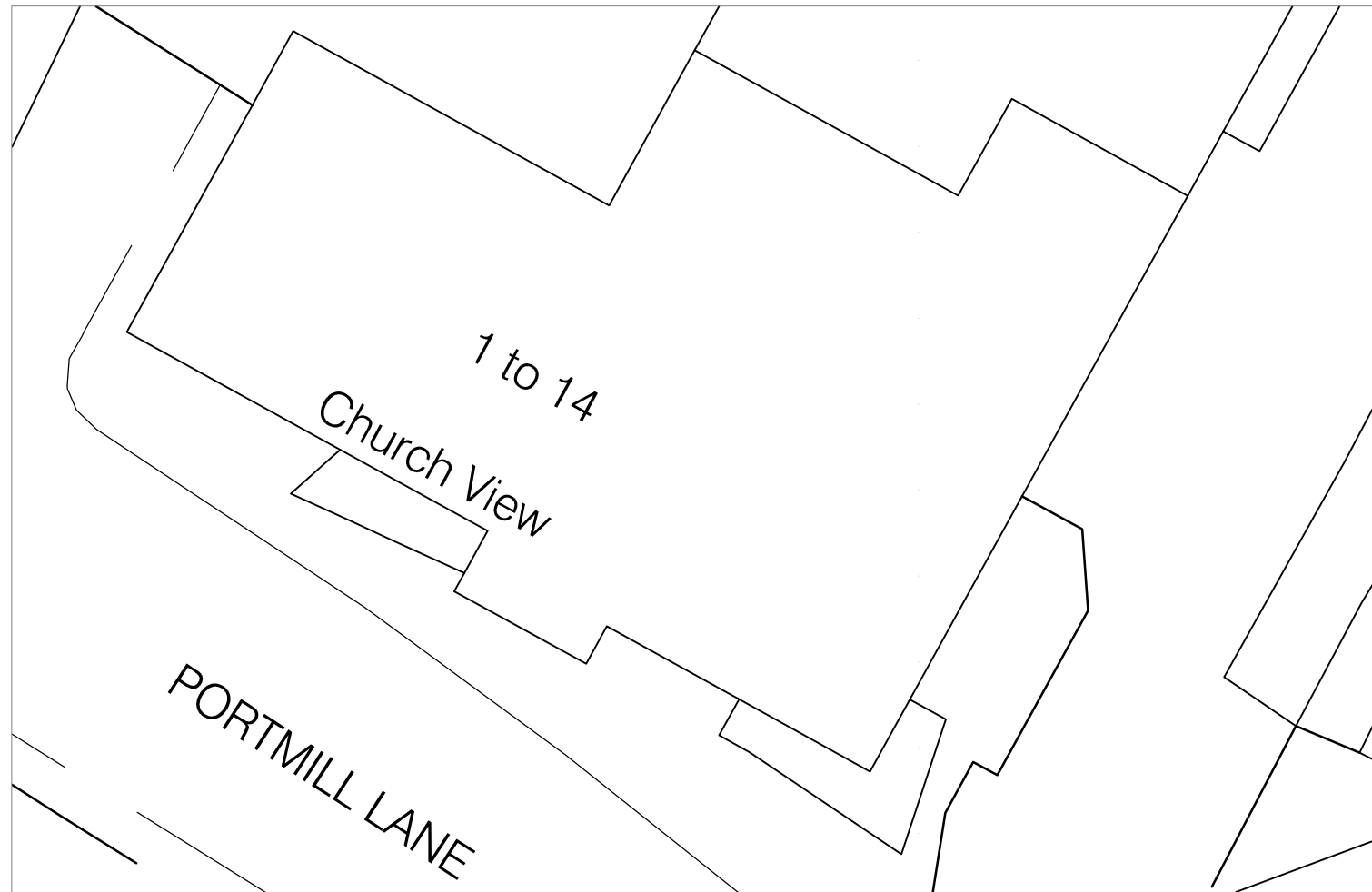


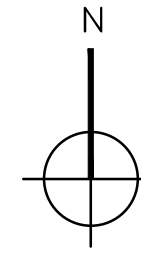
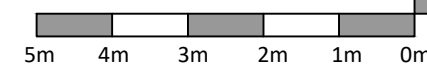
Ordnance Survey (c) Crown Copyright 2017. All rights reserved. Licence number 100022432

Site Location Plan
scale 1:1250



Block Plan
scale 1:200

Scale @ 1:100



Notes:

This drawing is a print and must not be scaled from without reference being made to the accompanying scale bar. All dimensions of existing buildings to be verified on site.

This drawing is to be read in conjunction with all other drawings, relevant specifications and preliminary / general conditions associated with the project.

All materials and workmanship to comply with Approved Document 7 to support Regulation 7 2013 edition of the Building Regulations 2010.

The Contractor is to check all drawings for dimensional and co-ordination accuracy. Any discrepancy between the details shown and those by others are to be reported to the Client / Contract Administrator.

This drawing remains the copyright of ajf project design.



| REV | DATE | NOTE | BY |
|--------------------|------|------|----|
| PRELIMINARY | | | |

ajf | project design
chartered architectural technologists - building surveyors

22 Ashtons Lane
Baldock
Hertfordshire
SG7 6JJ

tel: 07970 273238
email: info@ajfprojectdesign.co.uk
web: www.ajfprojectdesign.co.uk

CLIENT
Mr A Pinchin

PROJECT
New coffee shop / deli accommodation
1A Church View, Portmill Lane
Hitchin
Herts SG5 1EU

DRAWING TITLE
Site location & block plans

| SCALE | DATE | DRAWN | JOB NUMBER | DRAWING NUMBER | REVISION | CHECKED BY |
|---------------|----------|-------|------------|----------------|----------|------------|
| as shown @ A3 | Jul 2017 | AJF | 0177 | 001 | | |