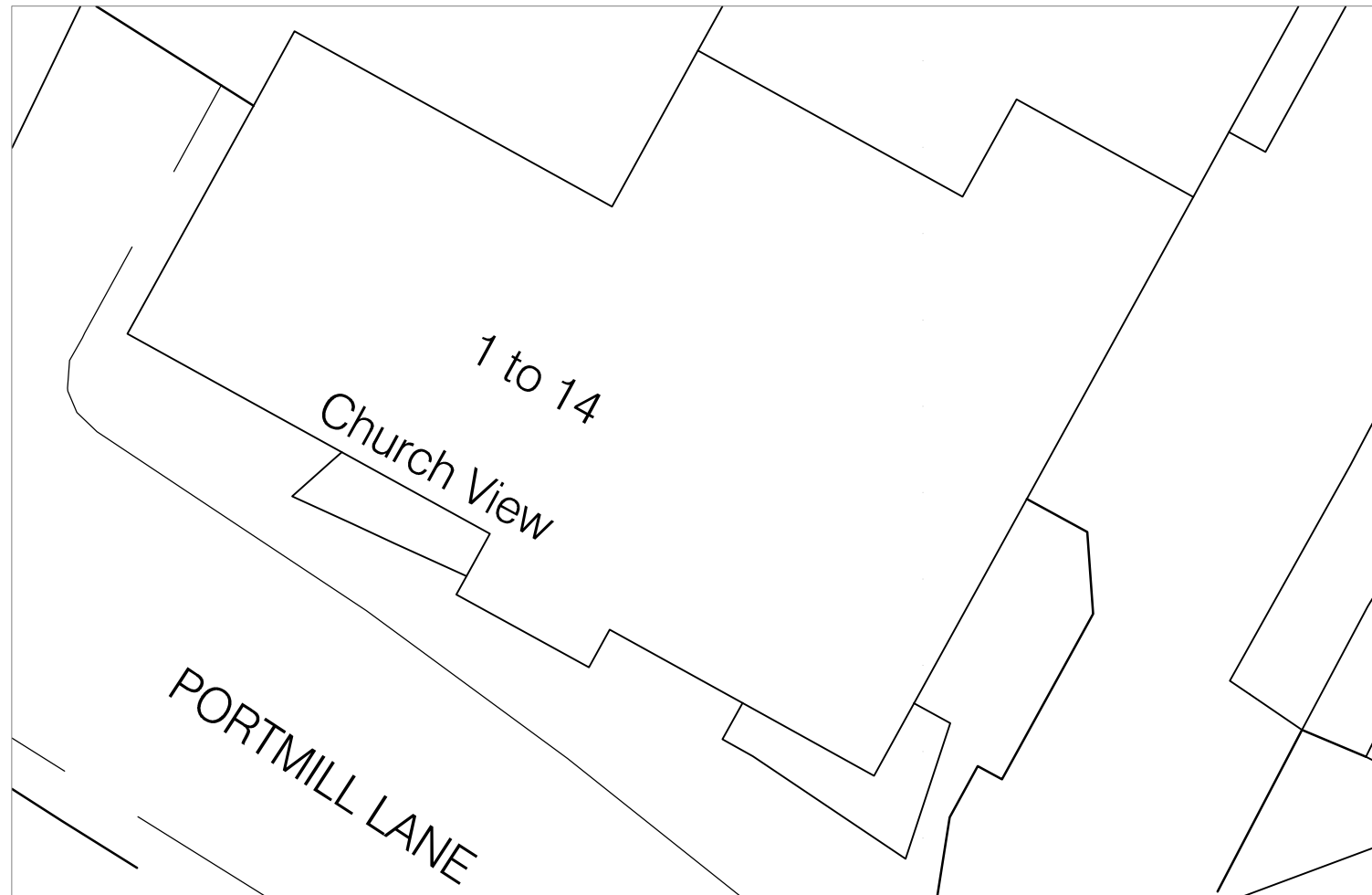


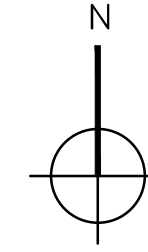
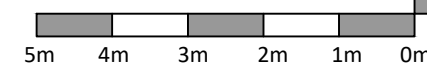
Ordnance Survey (c) Crown Copyright 2017. All rights reserved. Licence number 100022432

Site Location Plan  
scale 1:1250



Block Plan  
scale 1:200

Scale @ 1:100



Notes:

This drawing is a print and must not be scaled from without reference being made to the accompanying scale bar. All dimensions of existing buildings to be verified on site.

This drawing is to be read in conjunction with all other drawings, relevant specifications and preliminary / general conditions associated with the project.

All materials and workmanship to comply with Approved Document 7 to support Regulation 7 2013 edition of the Building Regulations 2010.

The Contractor is to check all drawings for dimensional and co-ordination accuracy. Any discrepancy between the details shown and those by others are to be reported to the Client / Contract Administrator.

This drawing remains the copyright of ajf project design.



REV	DATE	NOTE	BY
<b>PRELIMINARY</b>			

**ajf | project design**  
chartered architectural technologists - building surveyors

22 Ashtons Lane  
Baldock  
Hertfordshire  
SG7 6JJ

tel: 07970 273238  
email: info@ajfprojectdesign.co.uk  
web: www.ajfprojectdesign.co.uk

CLIENT

Mr A Pinchin

PROJECT

New coffee shop / deli accommodation  
1A Church View, Portmill Lane  
Hitchin  
Herts SG5 1EU

DRAWING TITLE

Site location & block plans

SCALE as shown @ A3 DRAWING NUMBER REVISION

DATE Jul 2017

DRAWN AJF

JOB NUMBER 0177

**001**

CHECKED BY