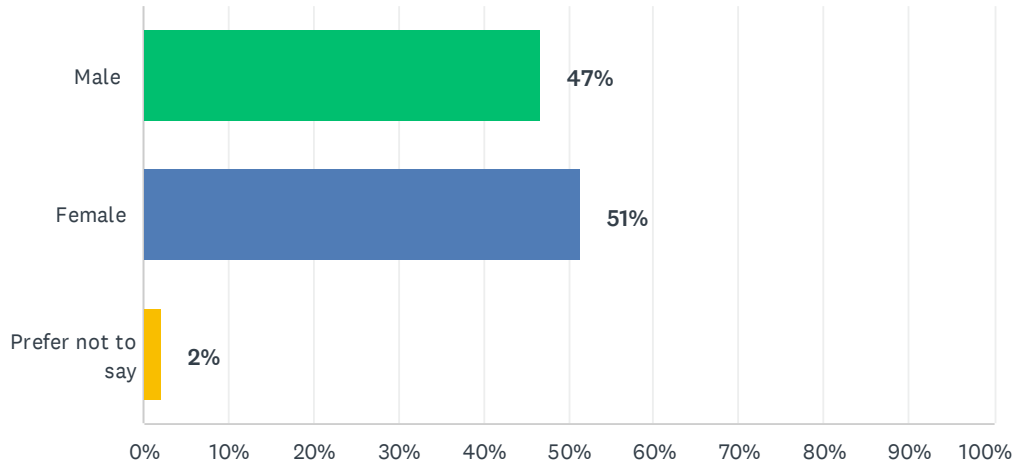


Q1 What is your gender?

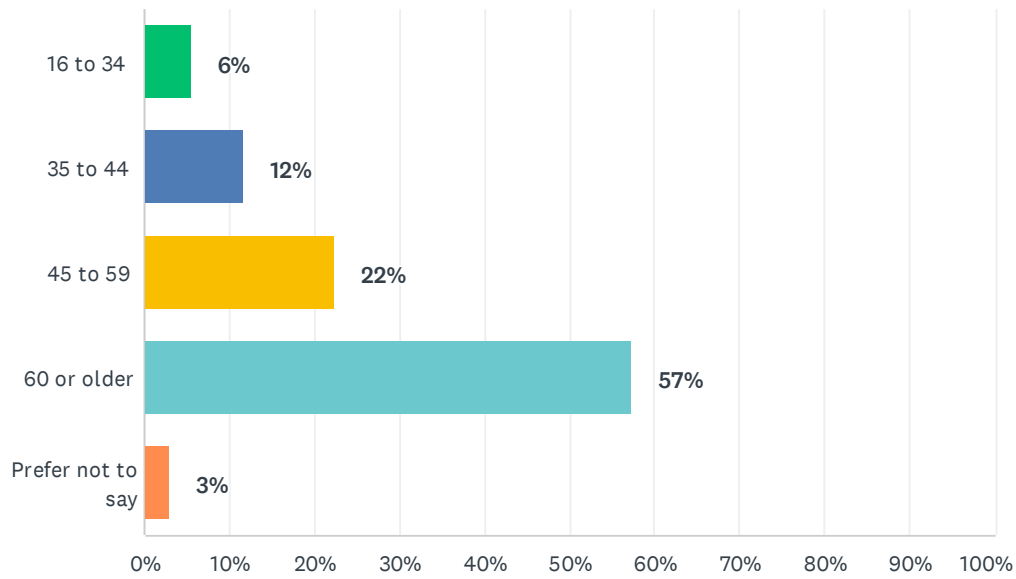
Answered: 1,082 Skipped: 0



ANSWER CHOICES	RESPONSES	
Male	47%	505
Female	51%	555
Prefer not to say	2%	22
TOTAL		1,082

Q2 What is your age?

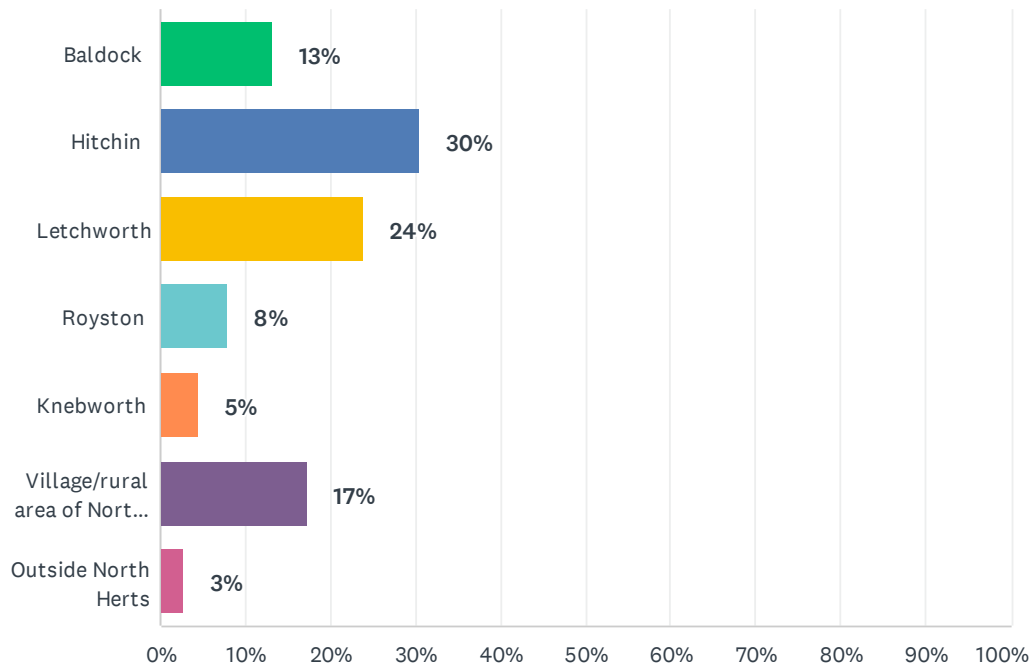
Answered: 1,082 Skipped: 0



ANSWER CHOICES	RESPONSES	
16 to 34	6%	60
35 to 44	12%	126
45 to 59	22%	243
60 or older	57%	620
Prefer not to say	3%	33
TOTAL		1,082

Q3 Where do you live?

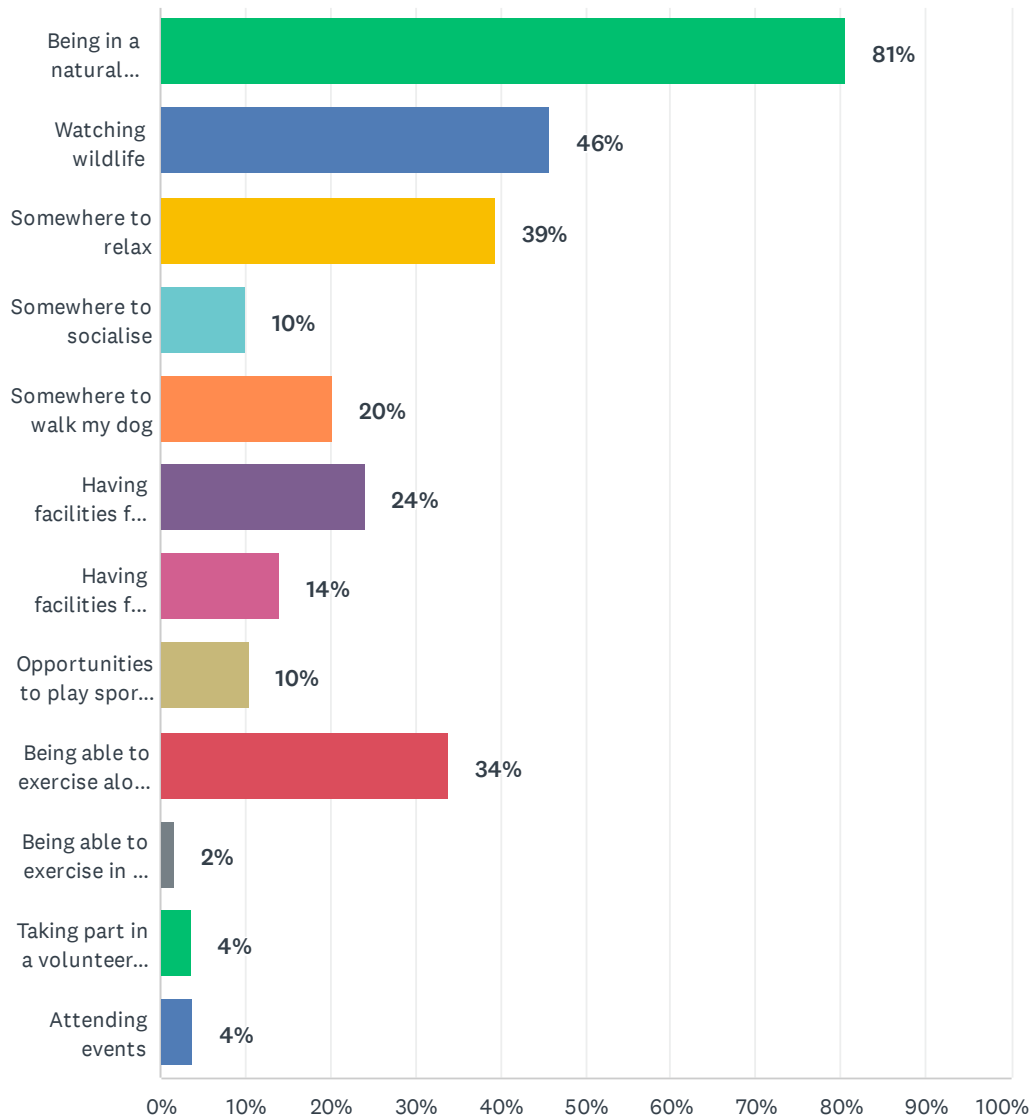
Answered: 1,082 Skipped: 0



ANSWER CHOICES	RESPONSES	
Baldock	13%	144
Hitchin	30%	330
Letchworth	24%	258
Royston	8%	85
Knebworth	5%	49
Village/rural area of North Herts	17%	187
Outside North Herts	3%	29
TOTAL		1,082

Q4 What do you value most in our parks and open space? Please pick the top 3 things you value most:

Answered: 1,044 Skipped: 38

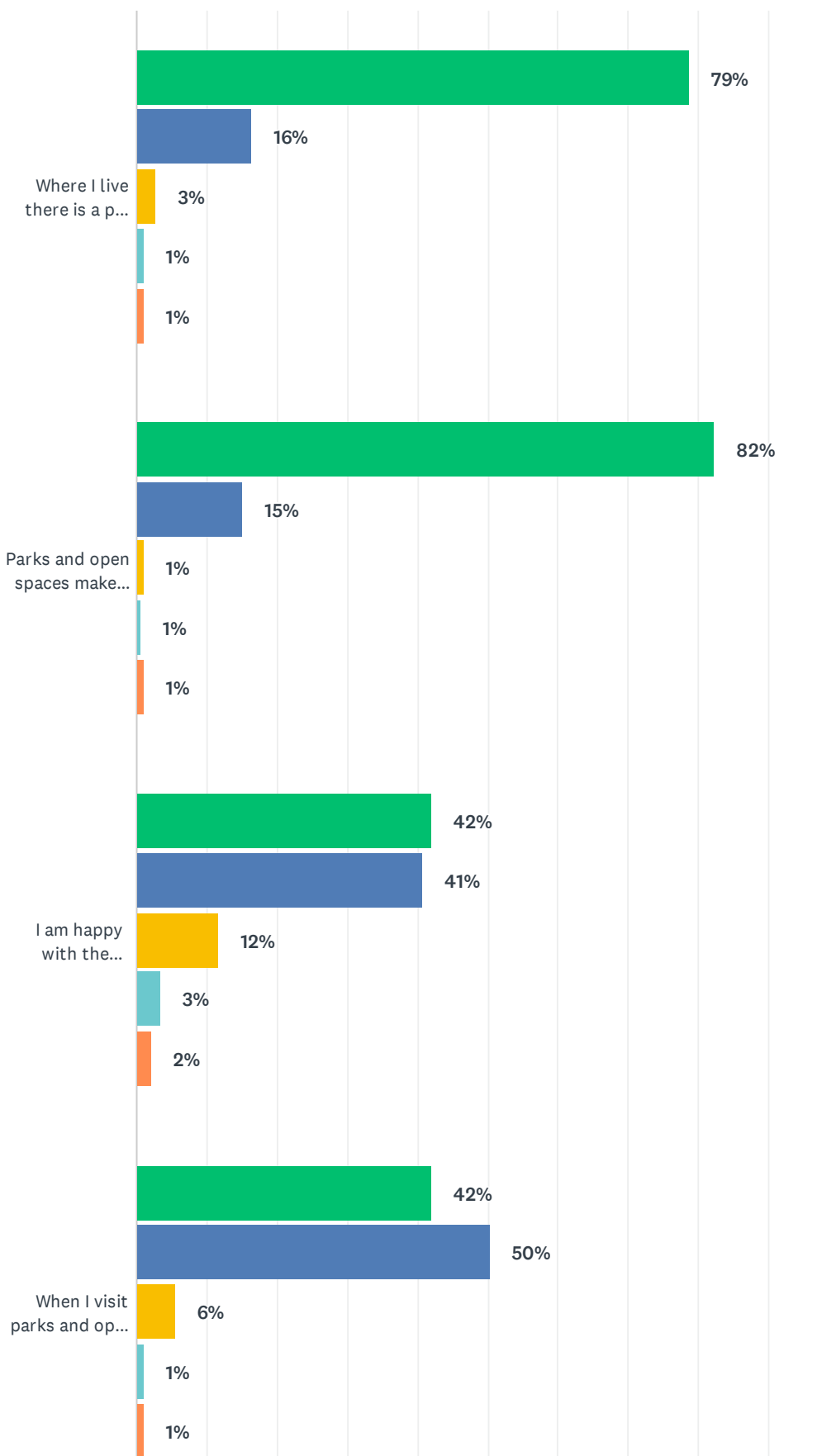


Greenspace Strategy 2022-27 consultation

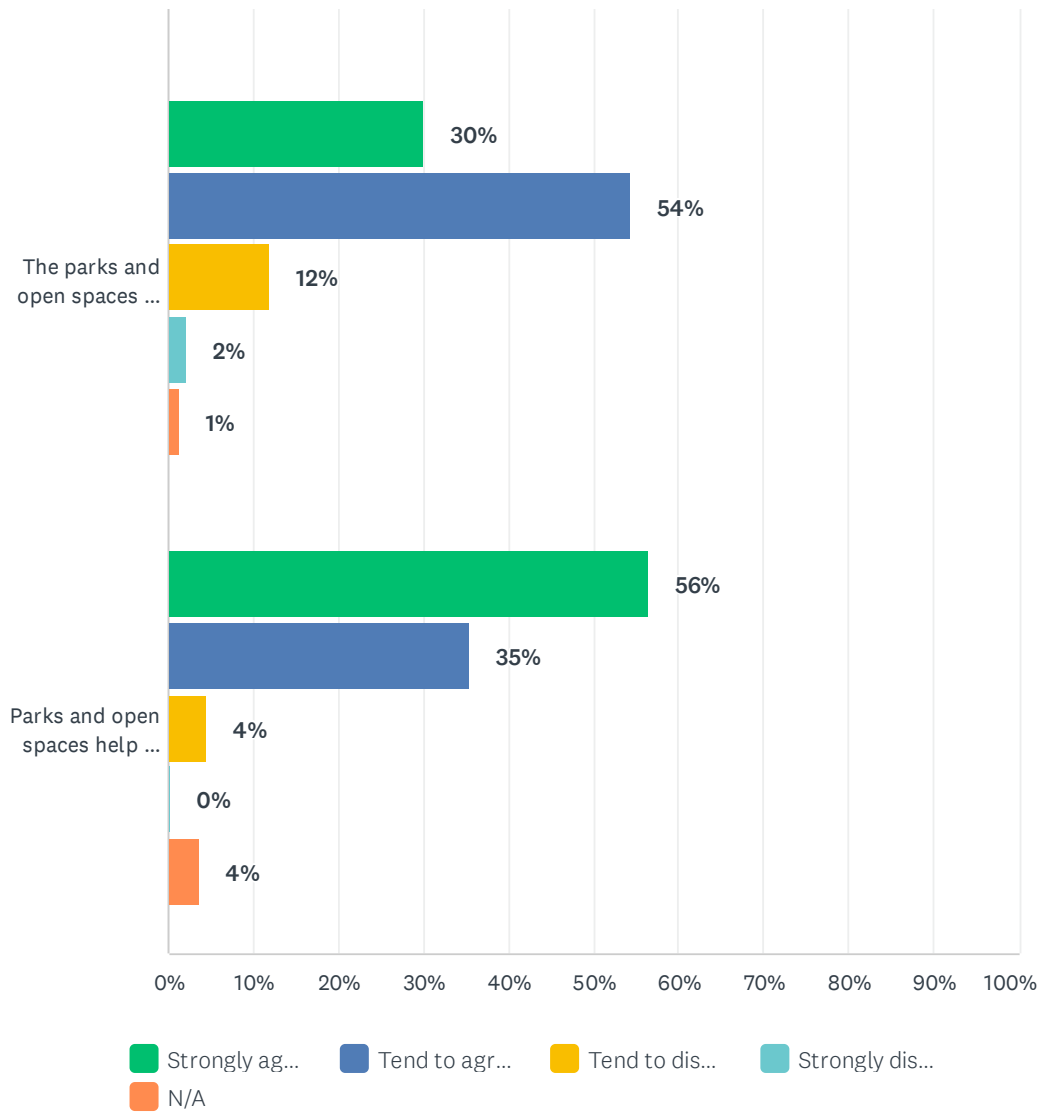
ANSWER CHOICES	RESPONSES	
Being in a natural environment	81%	841
Watching wildlife	46%	478
Somewhere to relax	39%	412
Somewhere to socialise	10%	105
Somewhere to walk my dog	20%	212
Having facilities for toddlers and young children e.g. play equipment	24%	252
Having facilities for young people e.g. skatepark, play equipment for older children	14%	147
Opportunities to play sport e.g. tennis courts, football pitches	10%	108
Being able to exercise alone e.g. running, walking, cycling	34%	353
Being able to exercise in a group e.g. structured class	2%	17
Taking part in a volunteer activity	4%	38
Attending events	4%	41
Total Respondents: 1,044		

Q5 Please rate your agreement with the following statements around parks and open spaces:

Answered: 1,028 Skipped: 54



Greenspace Strategy 2022-27 consultation



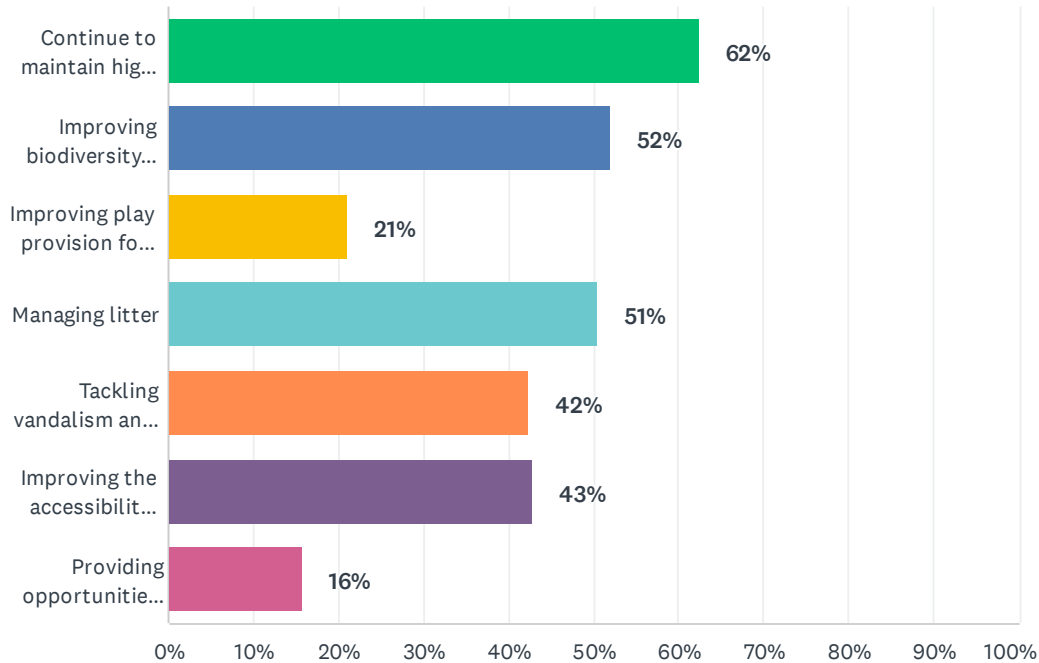
	STRONGLY AGREE	TEND TO AGREE	TEND TO DISAGREE	STRONGLY DISAGREE	N/A	TOTAL
Where I live there is a park or open space within easy walking distance from my home	79% 808	16% 169	3% 28	1% 12	1% 11	1,028
Parks and open spaces make this a nice place to live	82% 845	15% 156	1% 10	1% 6	1% 11	1,028
I am happy with the facilities that are available in my nearest park or open space	42% 431	41% 418	12% 121	3% 35	2% 23	1,028
When I visit parks and open spaces, I feel safe	42% 432	50% 517	6% 58	1% 10	1% 11	1,028
The parks and open spaces are clean and well maintained	30% 310	54% 559	12% 122	2% 23	1% 14	1,028
Parks and open spaces help me to stay fit and healthy	56% 580	35% 364	4% 45	0% 2	4% 37	1,028

Q6 If you disagreed with any of the above statements in Q5 please tell us why:

Answered: 239 Skipped: 843

Q7 What do you think should be the council's main priorities for how we manage our greenspace over the next five years? Please pick your top three priorities:

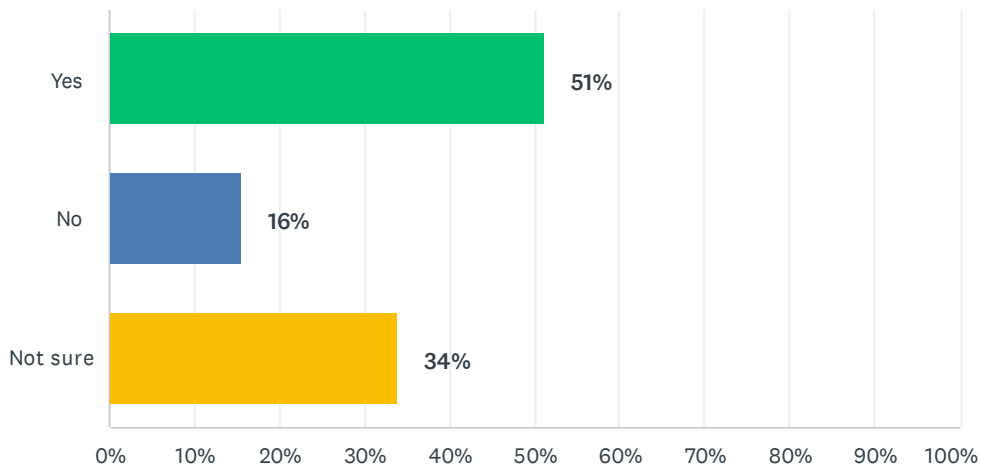
Answered: 1,018 Skipped: 64



ANSWER CHOICES	RESPONSES	
Continue to maintain high standards of maintenance	62%	635
Improving biodiversity through allowing more areas to go wild	52%	529
Improving play provision for children	21%	214
Managing litter	51%	515
Tackling vandalism and anti-social behaviour	42%	432
Improving the accessibility of our greenspace e.g. through footpath renovations	43%	436
Providing opportunities for people to volunteer in our parks and open spaces	16%	160
Total Respondents: 1,018		

Q8 Are there other priorities the council should consider for managing our greenspace over the next five years? Please specify below:

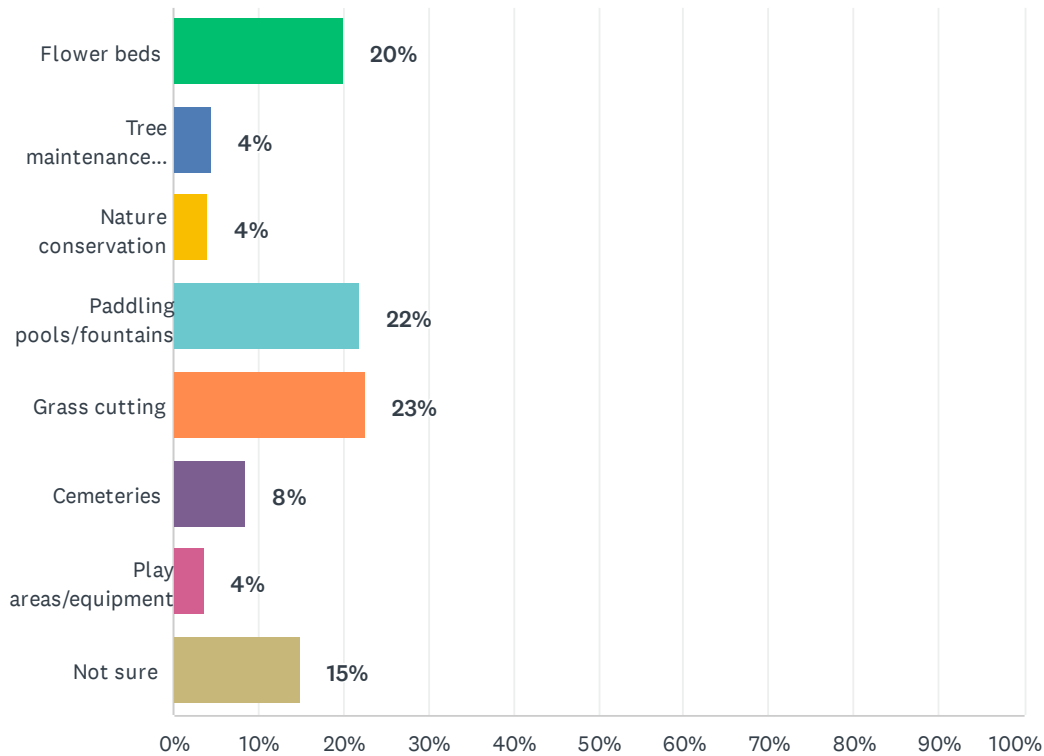
Answered: 964 Skipped: 118



ANSWER CHOICES	RESPONSES	
Yes	51%	493
No	16%	151
Not sure	34%	326
Total Respondents: 964		

Q9 If North Herts Council has to make financial savings in just one of the areas below, which should it be?

Answered: 1,007 Skipped: 75



ANSWER CHOICES	RESPONSES	
Flower beds	20%	201
Tree maintenance (planting)	4%	45
Nature conservation	4%	41
Paddling pools/fountains	22%	221
Grass cutting	23%	228
Cemeteries	8%	85
Play areas/equipment	4%	36
Not sure	15%	150
TOTAL		1,007

Q10 Please use this space to tell us if there's anything we can improve on and/or any further comments about the future management of greenspace in North Herts.

Answered: 471 Skipped: 611