

Q1 2022-23

Overview of statistics for the
Hertfordshire CCTV Partnership
Control Room Operations
For the Members of the Partnership
Stevenage, North Herts, East Herts
and Hertsmere Councils



CCTV Incident Categories



All Reported CCTV Incidents are given a Category

Each Category can be used on its own, however some categories have Subcategories to differentiate between certain areas that may need to be reported on separately

In the next slide shows all the Categories and their subsequent Subcategories that are associated with them

| Category | Subcategory |
|-----------------------------|-------------------|
| Abduction | |
| Alarm Activation | |
| | Intruder Alarm |
| | Personal Attack |
| | Monitored site |
| Anti Social Behaviour | |
| | Drunken Behaviour |
| | Public Order |
| | Affray |
| | Begging |
| | Indecency |
| | Littering |
| | Nuisance |
| | Disorder |
| Arson/Fire | |
| Assault | |
| | Rape |
| | Sexual Assault |
| | ABH |
| | GBH |
| | Robbery |
| Bomb Threat/Suspect Package | |

| Category | Subcategory |
|---------------------|------------------|
| Breach | |
| | Bail |
| | Court Order |
| | Curfew |
| | CPN |
| | CBO |
| Burglary | |
| | Ram Raid |
| Concern for Welfare | |
| | Missing Persons |
| | Injury |
| | Mental Health |
| COVID19 Related | |
| Criminal Damage | |
| Deceased | |
| | Murder |
| | Sudden Death |
| | Suicide |
| Deception/Fraud | |
| | Banking Protocol |
| | Extortion |
| Domestic | |
| | Assault |
| | Anti-social |
| Drug Related | |

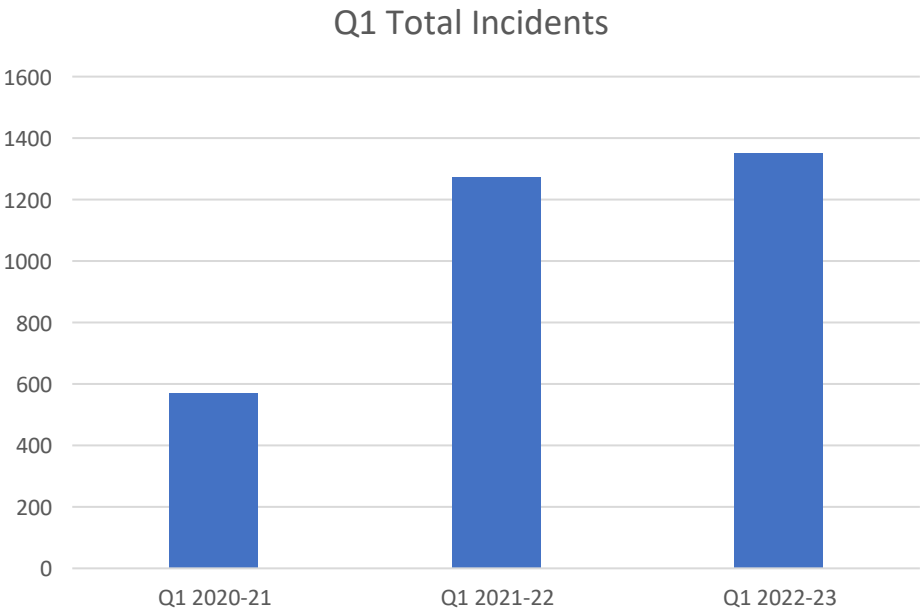
| Category | Subcategory |
|---------------------|---------------------------|
| Emergency Incident | |
| | East Herts Emergency Plan |
| Environmental | |
| | Flooding |
| | Damage |
| Fly Tipping | |
| Hate Crime | |
| | Race Related |
| Immigration | |
| Lone Worker | |
| | East Herts Lone Worker |
| Other | |
| Police Request | |
| | Operation |
| | RIPA |
| | False/abandoned 999 |
| | Warrant or wanted |
| Post Event Viewing | |
| | Download for Police |
| | Download for Authority |
| | Public Viewing Request |
| Suspicious Activity | |

| Category | Subcategory |
|--------------------------------|-------------------------|
| Theft | |
| | Handing Stolen Property |
| | Shoplifting |
| | Purse Dipping |
| Traffic Incident | |
| | RTC |
| | Broken Down Vehicle |
| Unauthorised Access (Trespass) | |
| Vehicle | |
| | Stolen |
| | Theft From |
| | Damage |
| | DUI |
| | ANPR activation |
| | No Insurance |
| Weapon | |
| | Firearms |
| | Knife |
| | Bat/Bar |

Control Room Total Incident Data

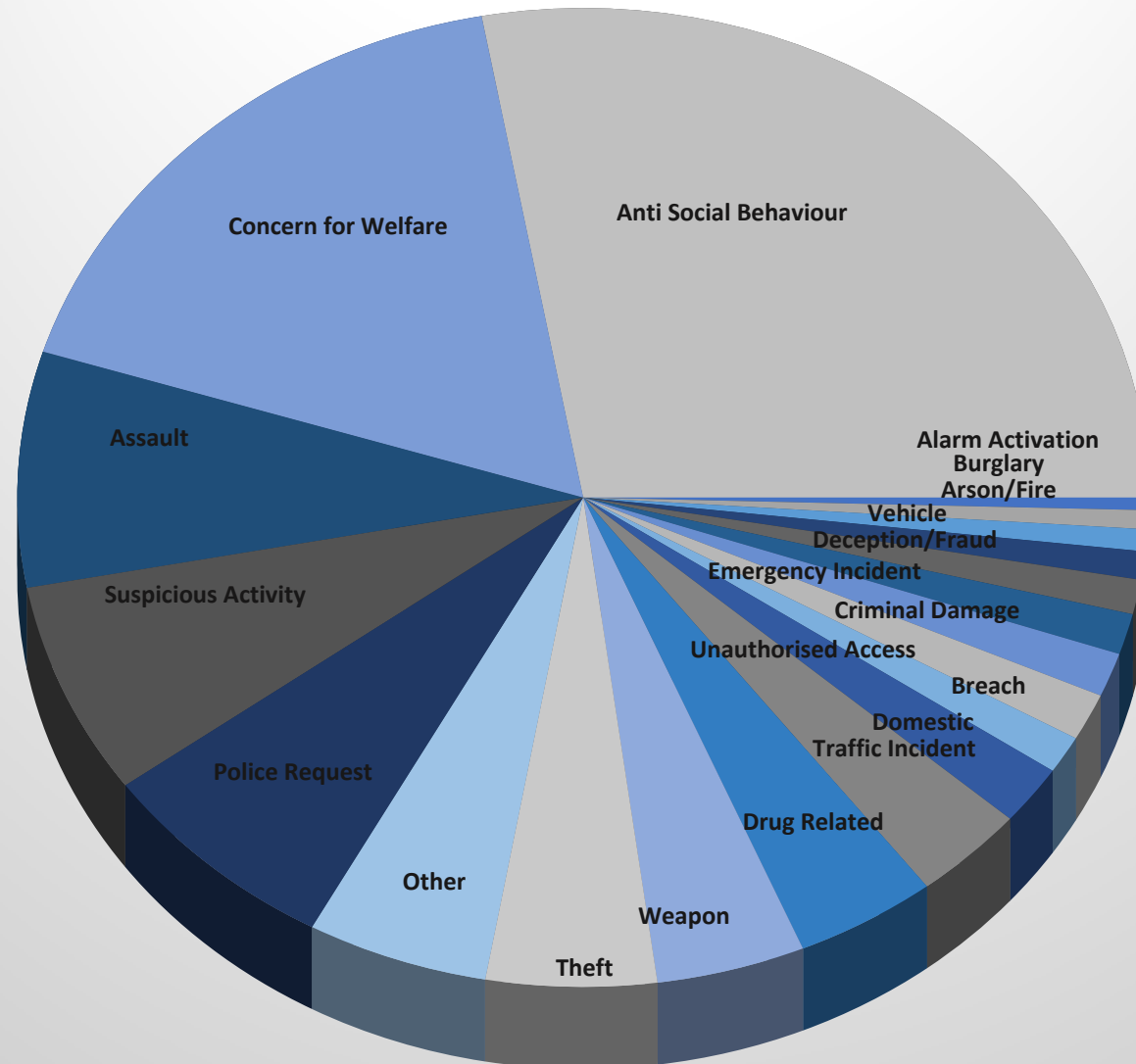
The CCTV Control Room recorded 1351 Incidents in Q1 2022-23 Relating to CCTV

This was an increase from 1273 incidents in Q1 2021-22 and an increase from 569 the year before



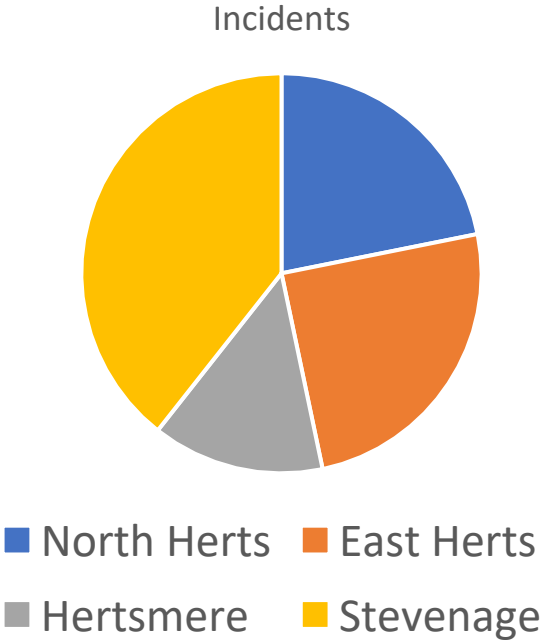
| Q1 2020-21 | Q1 2021-22 | Q1 2022-23 |
|------------|------------|------------|
| 569 | 1273 | 1351 |

Incident Category Split all Partners



- Alarm Activation
- Burglary
- Arson/Fire
- Vehicle
- Deception/Fraud
- Emergency Incident
- Criminal Damage
- Unauthorised Access
- Breach
- Domestic
- Traffic Incident
- Drug Related
- Weapon
- Theft
- Other
- Police Request
- Suspicious Activity
- Assault
- Concern for Welfare
- Anti Social Behaviour

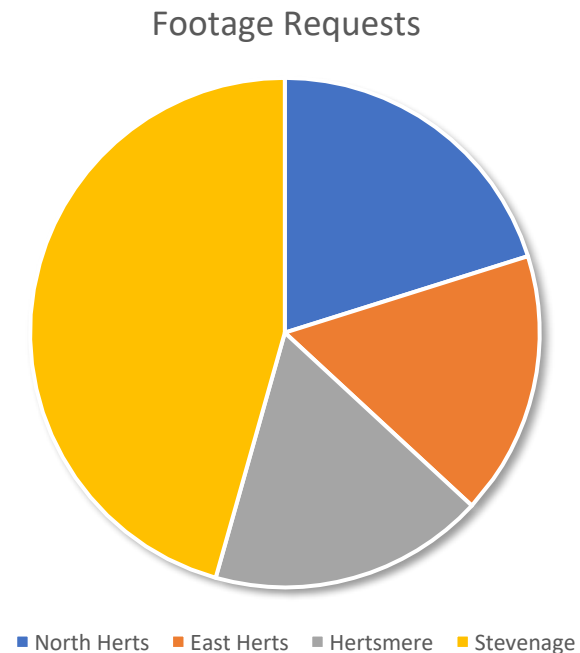
Incident Statistics By Partner



| Partner | Incidents |
|-------------|-----------|
| North Herts | 212 |
| East Herts | 241 |
| Hertsmere | 135 |
| Stevenage | 382 |

Footage Request Data

The CCTV Control Room recorded a total of 263 footage requests for the CCTV Partners cameras in Q1 2022-23



| Partner | Footage Requests |
|-------------|------------------|
| North Herts | 53 |
| East Herts | 44 |
| Hertsmere | 46 |
| Stevenage | 120 |

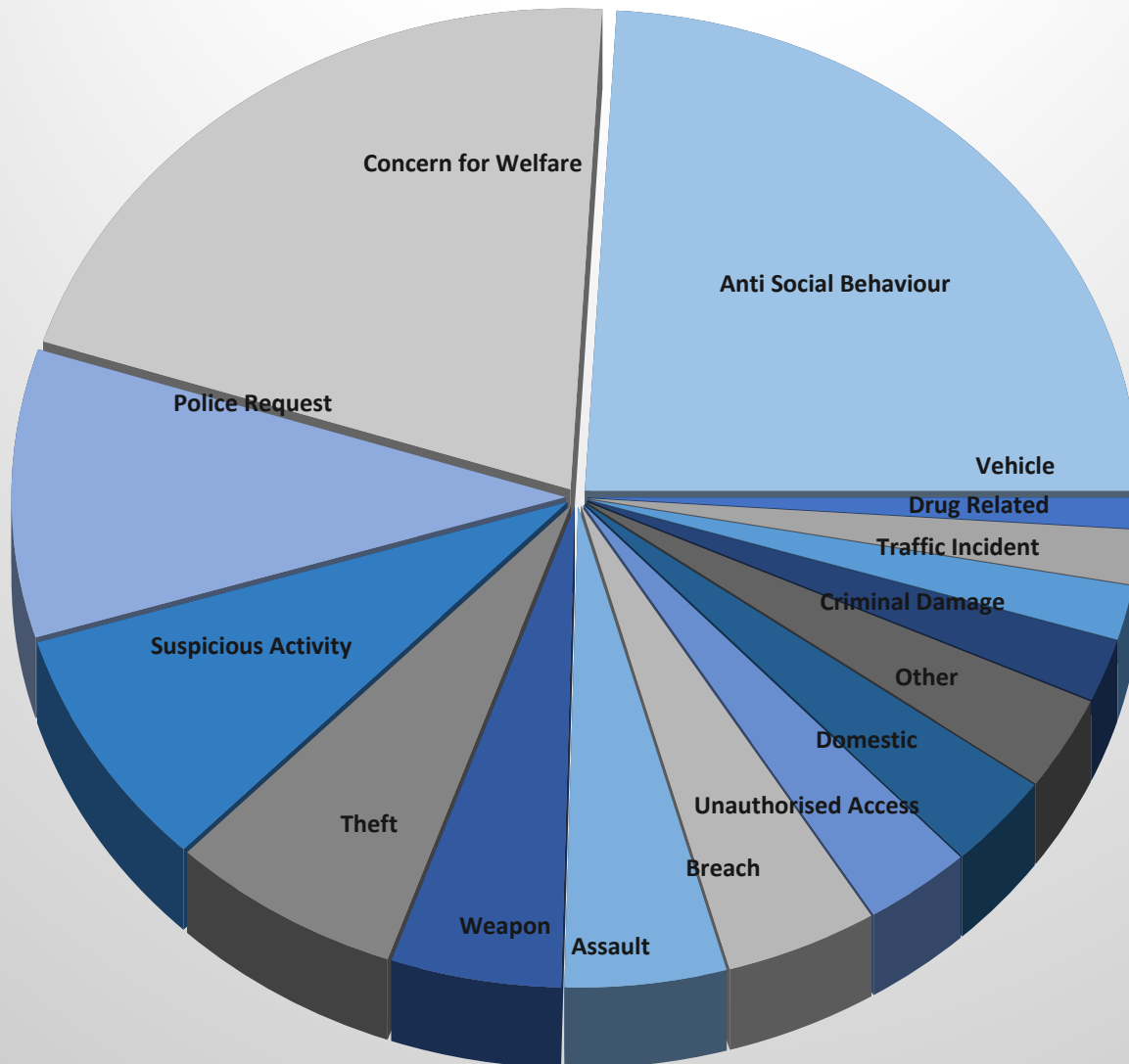
Stevenage Incidents

All Stats relate to incidents in Stevenage including

- Town Centre
- Neighbourhood Centres
- Old Town
- Residential Blocks

| Category | Count |
|-----------------------|-------|
| Vehicle | 4 |
| Drug Related | 7 |
| Traffic Incident | 7 |
| Criminal Damage | 8 |
| Other | 12 |
| Domestic | 12 |
| Unauthorised Access | 12 |
| Breach | 17 |
| Assault | 18 |
| Weapon | 19 |
| Theft | 26 |
| Suspicious Activity | 31 |
| Police Request | 37 |
| Concern for Welfare | 80 |
| Anti Social Behaviour | 92 |

Stevenage Incidents Q1 2022-23



- Vehicle
- Drug Related
- Traffic Incident
- Criminal Damage
- Other
- Domestic
- Unauthorised Access
- Breach
- Assault
- Weapon
- Theft
- Suspicious Activity
- Police Request
- Concern for Welfare
- Anti Social Behaviour

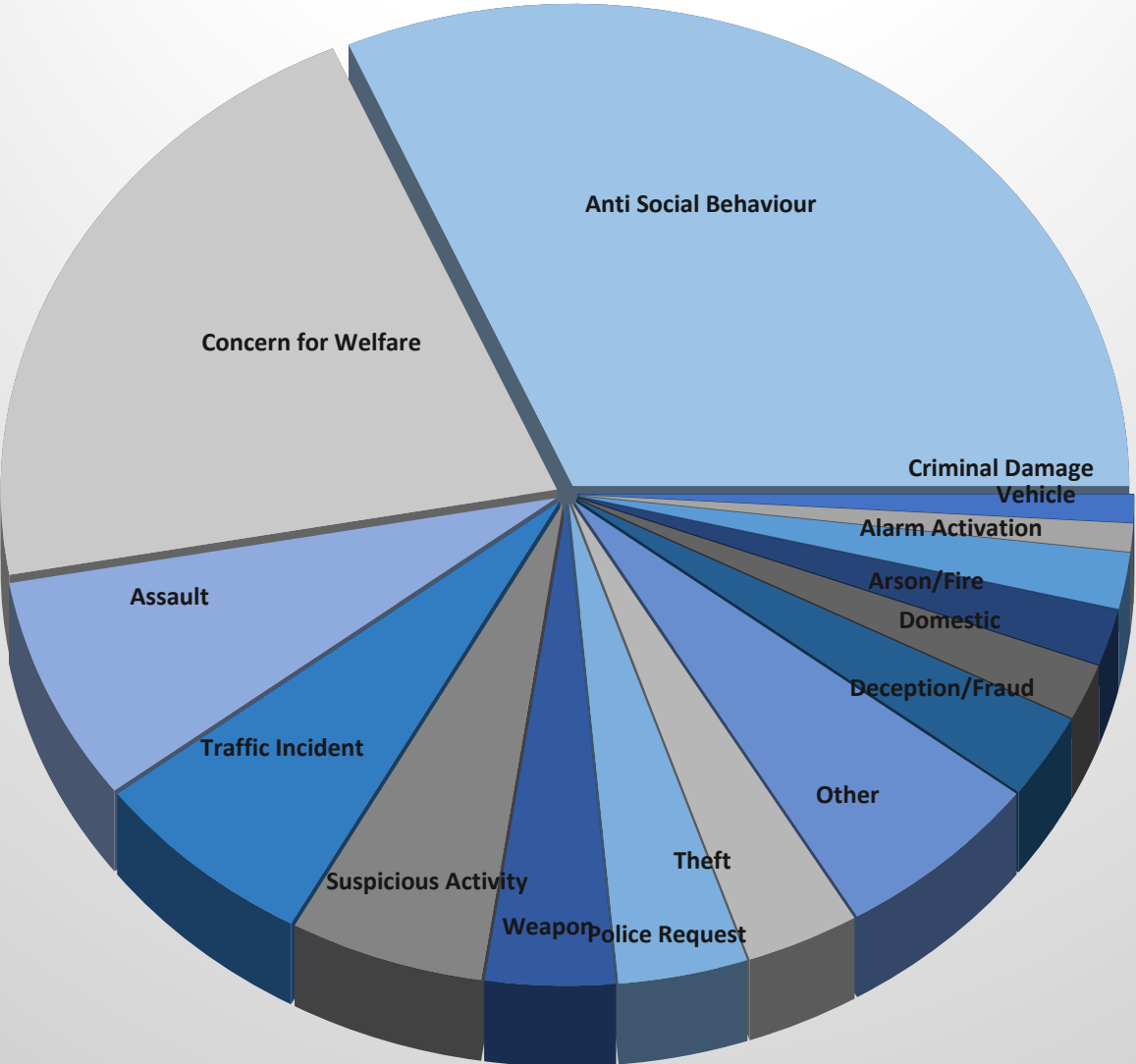
North Herts Incidents

All Stats relate to incidents in the towns of

- Hitchin
- Letchworth
- Baldock
- Royston
- Knebworth

| Category | Count |
|-----------------------|-------|
| Criminal Damage | 2 |
| Vehicle | 2 |
| Alarm Activation | 4 |
| Arson/Fire | 4 |
| Domestic | 4 |
| Deception/Fraud | 6 |
| Other | 13 |
| Theft | 7 |
| Police Request | 8 |
| Weapon | 8 |
| Suspicious Activity | 12 |
| Traffic Incident | 14 |
| Assault | 16 |
| Concern for Welfare | 45 |
| Anti Social Behaviour | 67 |

North Herts Incidents Q1 2022-23



- Criminal Damage
- Vehicle
- Alarm Activation
- Arson/Fire
- Domestic
- Deception/Fraud
- Other
- Theft
- Police Request
- Weapon
- Suspicious Activity
- Traffic Incident
- Assault
- Concern for Welfare
- Anti Social Behaviour

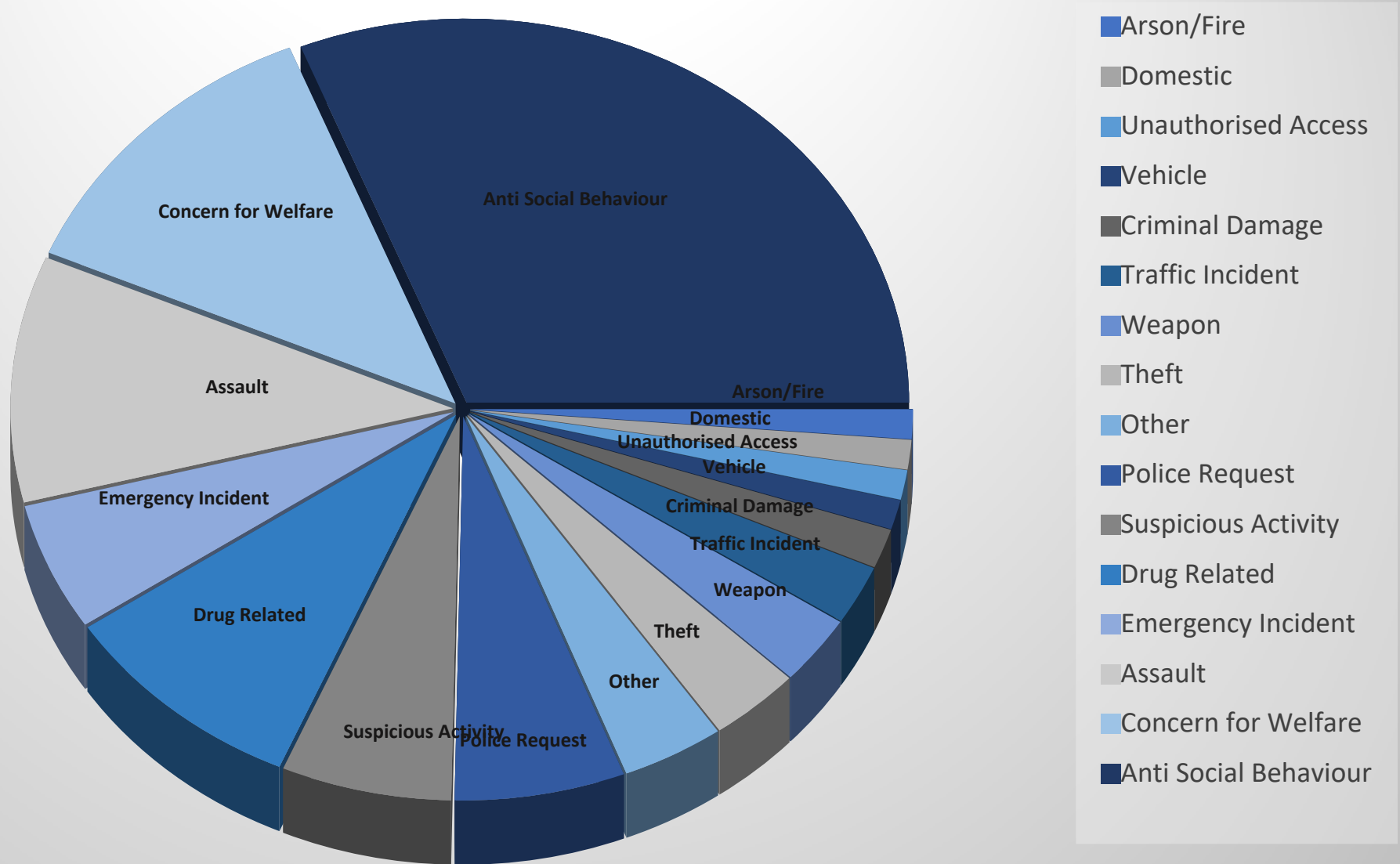
East Herts Incidents

All Stats relate to incidents in the towns of

- Hertford
- Ware
- Bishops Stortford
- Stanstead Abbots

| Category | Count |
|-----------------------|-------|
| Arson/Fire | 3 |
| Domestic | 3 |
| Unauthorised Access | 3 |
| Vehicle | 3 |
| Criminal Damage | 4 |
| Traffic Incident | 6 |
| Weapon | 7 |
| Theft | 8 |
| Other | 9 |
| Police Request | 15 |
| Suspicious Activity | 15 |
| Drug Related | 22 |
| Emergency Incident | 13 |
| Assault | 25 |
| Concern for Welfare | 30 |
| Anti Social Behaviour | 75 |

East Herts Incidents Q1 2022-23



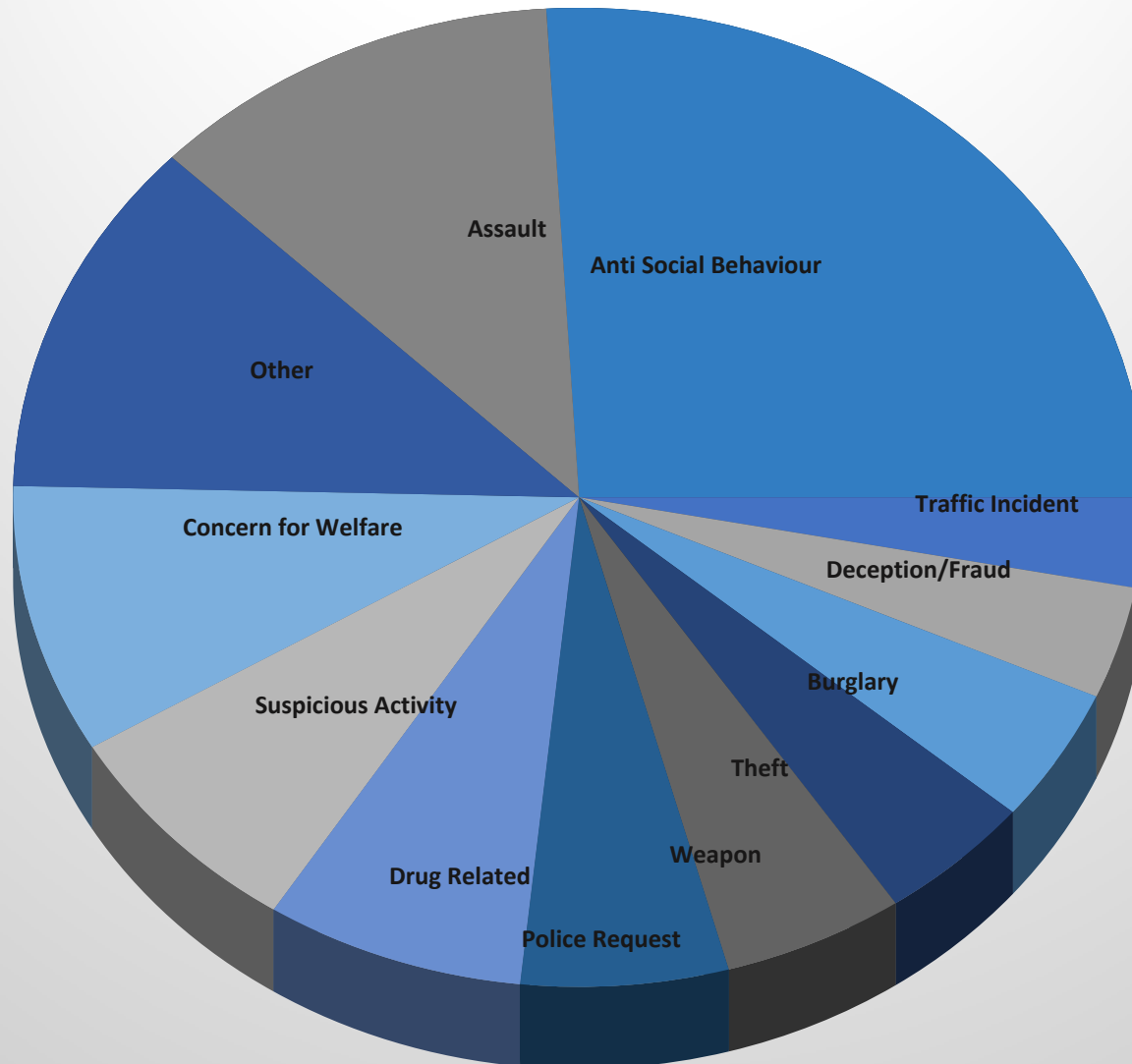
Hertsmere Incidents

All Stats relate to incidents in the towns of

- Borehamwood
- Bushey
- Potters Bar

| Category | Count |
|-----------------------|-------|
| Traffic Incident | 4 |
| Deception/Fraud | 5 |
| Burglary | 6 |
| Theft | 6 |
| Weapon | 7 |
| Police Request | 8 |
| Drug Related | 10 |
| Suspicious Activity | 10 |
| Concern for Welfare | 12 |
| Other | 16 |
| Assault | 16 |
| Anti Social Behaviour | 35 |

Hertsmere Incidents Q1 2022-23



- Traffic Incident
- Deception/Fraud
- Burglary
- Theft
- Weapon
- Police Request
- Drug Related
- Suspicious Activity
- Concern for Welfare
- Other
- Assault
- Anti Social Behaviour

Call Sources

The CCTV Control Room incidents come from a number of different sources as explained in this slide

Controller: the CCTV Controller has monitored this incident pro-actively

Police Airwaves: A call via the Police Airwaves Radio to the control room

Police Control: The Police Control Room Operator has called the CCTV Control Room via the telephone

Town Link: A call from a member of the Town Link or Pub Link Radio Scheme in the respective town.

Partnership Incidents by Call Source

| Source | Count |
|-----------------|-------|
| Controller | 201 |
| Police Airwaves | 499 |
| Police Control | 139 |
| Town Link | 116 |

Incidents by Call Source

